

FEAST WATSON®

ESTD 1922

PROFESSIONAL TIMBER FINISHES



HOW TO PROTECT OUTDOOR TIMBER FURNITURE

Timber is a natural product containing oils and water soluble tannins which escape when exposed to the weather. To prolong the life of your timber furniture and keep it looking beautiful, coat with Feast Watson Outdoor Furniture Oil.



HOW TO


PROTECT OUTDOOR TIMBER FURNITURE



FOR NEW OUTDOOR TIMBER FURNITURE, COAT THE TIMBER PRIOR TO EXPOSING IT TO THE WEATHER.

STEP 1 - CLEAN IT

Wipe timber with a damp cloth to remove dirt and other contaminants prior to coating, this will ensure best results.



STEP 2 - COAT IT

Apply Feast Watson Outdoor Timber Oil to all sides of the timber by brush or spray.




STEP 3 - WIPE IT

After 30 minutes, wipe the surface with a clean cloth to remove any surface residue. Dry times will vary with climate conditions, review the can label for guidance.

STEP 4 - COAT IT AGAIN


Applying a second coat after 12 hours will extend the life of the coating.



IF YOUR OUTDOOR TIMBER FURNITURE IS EXISTING, AND READY FOR A MAINTENANCE COAT, FOLLOW THE BELOW STEPS FOR PROTECTION.

STEP 1 - CLEAN IT

Clean timber with Feast Watson Woodclean, following the label instructions.



STEP 2 - COAT IT

Allow surface to dry completely and recoat with two coats of Feast Watson Outdoor Furniture Oil.



Equipment you'll need



Paintbrush



Paint Tray



Stirrer



Cloth

Coverage for 1 Coat*

	Furniture setting size		
	3 piece	5 piece	9 piece
300g Spray	1 can	2 cans	3 cans
500ml Can	½ can	1 can	2 cans
1L Can	¼ can	½ can	1 can

*Coverage is pending timber porosity